

WithWave's 4 way Power Divider offer frequency range from 698 to 6000 MHz and low insertion loss & VSWR. This divider (PD69860-4-SF) is capable of power handling to 20 Watt

■ Features

- 4 Way Type
- SMA Connector (Female)
- Power Handling : 20 Watt

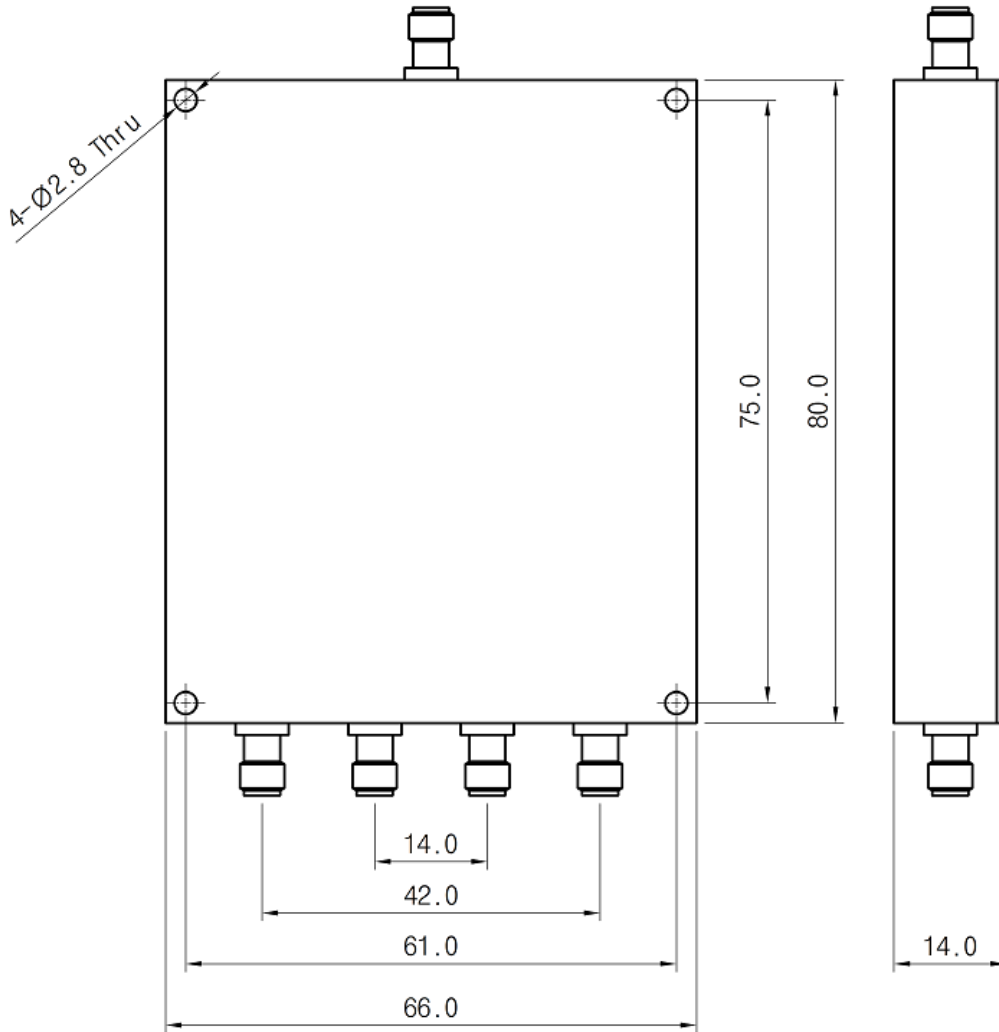


■ Specification

Scope	Specification	PD-69860-4-SF
Electrical	Impedance	50 Ohm
	Freq. range	0.698 to 6 GHz
	Insertion Loss (Max.)	7.8 dB
	Isolation (Min.)	18 dB
	VSWR (Max.)	Input 1.45 : 1 Output 1.30 : 1
	Amplitude Imbalance	± 0.4 dB
	Phase Imbalance	± 4 deg
	Power Handling	20 W
	Reverse Power	1 W
Mechanical & Environmental	Port Connector	SMA (Female)
	Weight	160 g
	Operation Temperature	-55 °C to +85 °C

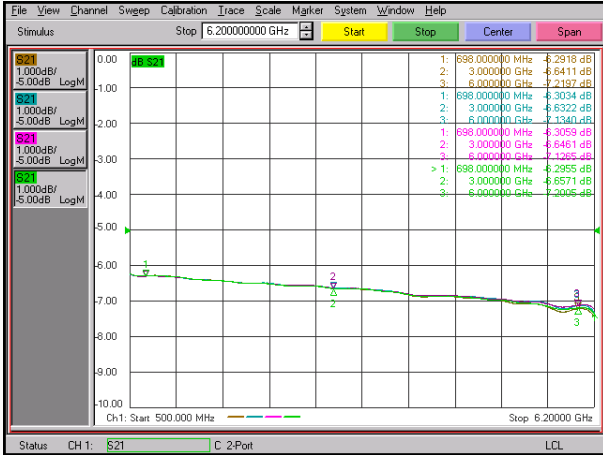
■ Drawing

Unit : mm
Outline Tolerances ± 0.5
Mounting Holes Tolerances ± 0.2

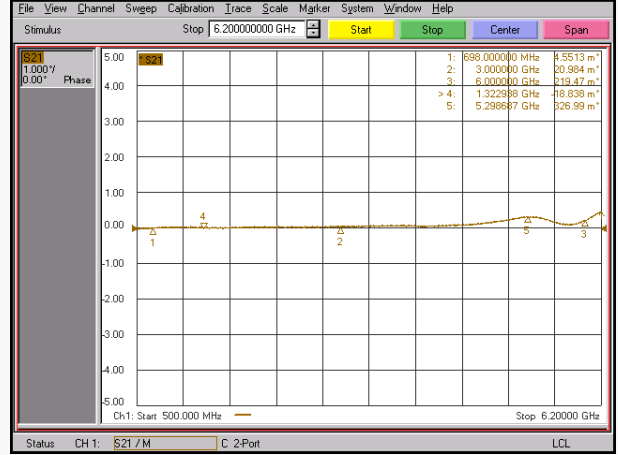


Measurement

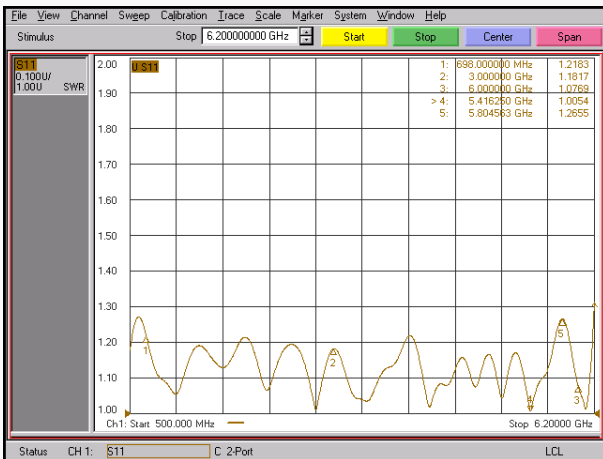
Insertion loss/Amplitude imbalance



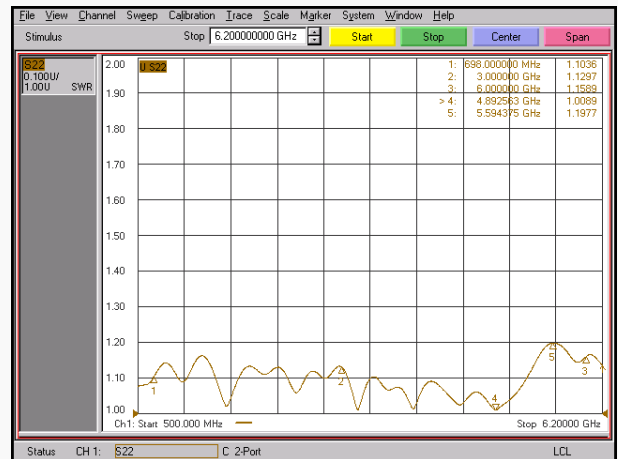
Phase Imbalance



Input VSWR



Output VSWR



Isolation

