

WithWave's Power Divider offers frequency range from 2 to 4 GHz and low insertion loss & VSWR. This divider (PD2040-2-SF) is capable of handing power up to 20 Watts.

■ Features

- 2 Way Type
- SMA Connector (Female)

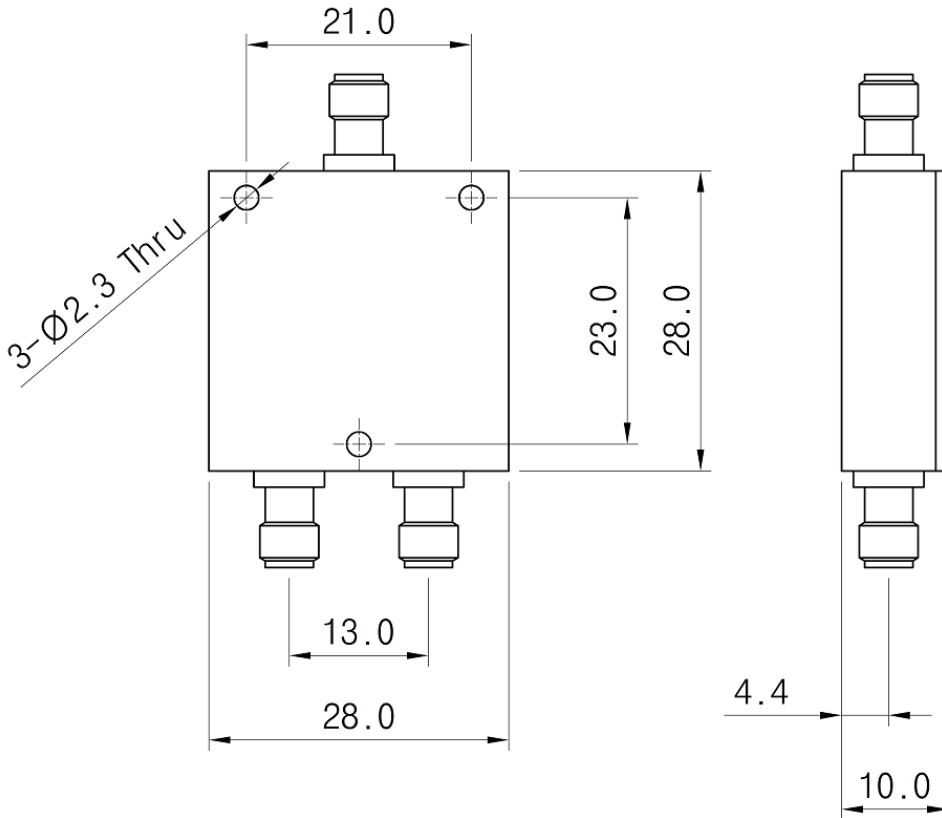


■ Specification

Scope	Specification	PD2040-2-SF
Electrical	Impedance	50 Ohm
	Freq. range	2 to 4 GHz
	Insertion Loss (Max.)	3.5 dB
	Isolation (Min.)	20 dB
	VSWR (Max.)	Input 1.25 Output 1.2
	Amplitude Imbalance	± 0.2 dB
	Phase Imbalance	± 2 degree
	Power Handling	30 W
Reverse Power	1 W	
Mechanical & Environmental	Port Connector	SMA (Female)
	Weight	21 g
	Operation Temperature	-55°C to +85°C

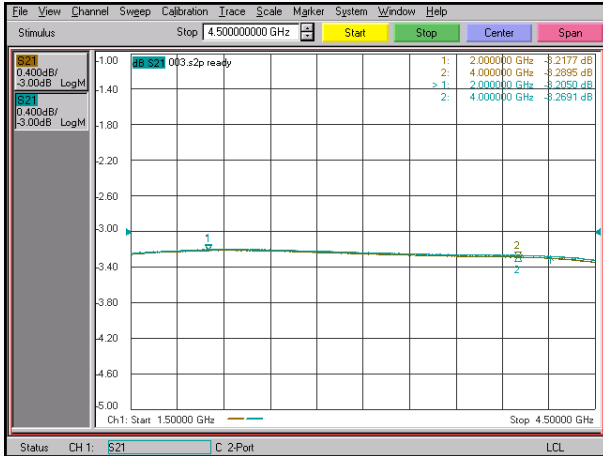
■ Drawing

Unit : mm
Outline Tolerances ± 0.5
Mounting Holes Tolerances ± 0.2

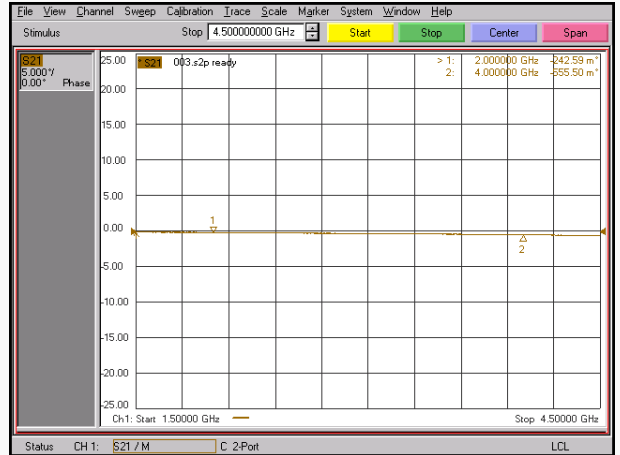


Measurement

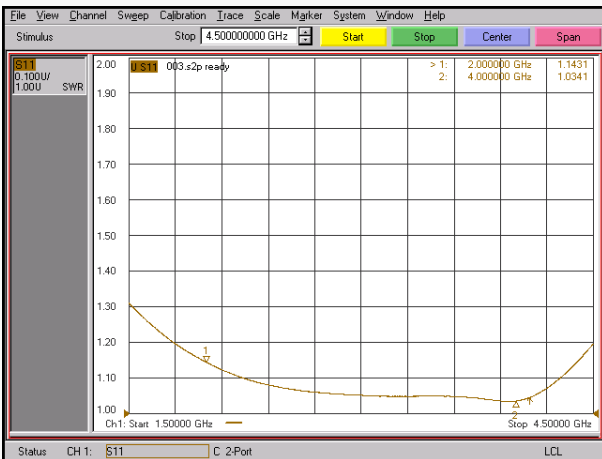
Insertion loss/Amplitude imbalance



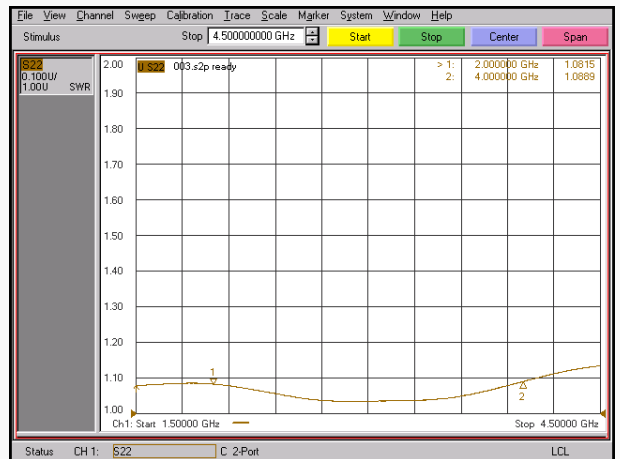
Phase Imbalance



Input VSWR



Output VSWR



Isolation

