

**Withwave's Power Divider** offers frequency range from 1 to 3 GHz and low insertion loss & VSWR. This divider (PD1030-8-SF) is capable of handling power up to 30 Watts.

### ■ Features

- 8 Way Type
- SMA Connector (Female)
- Power Handling : 30 Watt

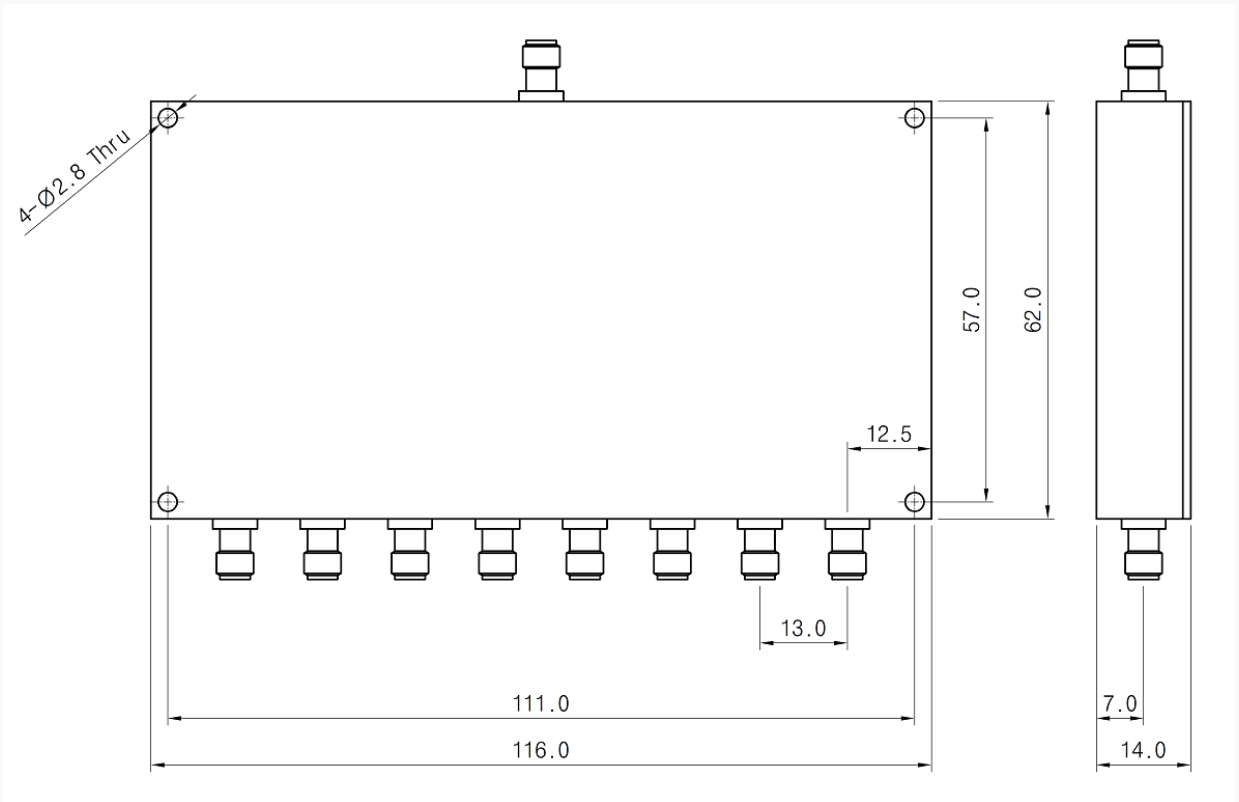


### ■ Specification

Scope	Specification	PD1030-8-SF
Electrical	Impedance	50 Ohm
	Freq. range	1 to 3 GHz
	Insertion Loss (Max.)	10.8 dB
	Isolation (Min.)	18 dB
	VSWR (Max.)	Input 1.35 : 1 Output 1.25 : 1
	Amplitude Imbalance	± 0.4 dB
	Phase Imbalance	± 4 degree
	Power Handling	30 W
	Reverse Power	2 W
Mechanical & Environmental	Port Connector	SMA (Female)
	Weight	210 g
	Operation Temperature	-55 °C to +85 °C

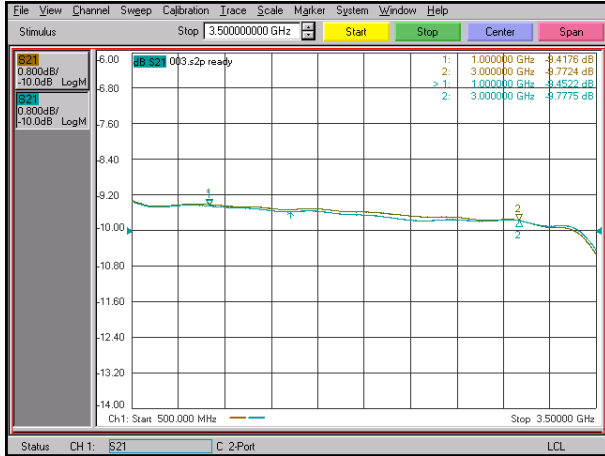
### ■ Drawing

Unit : mm  
Outline Tolerances  $\pm 0.5$   
Mounting Holes Tolerances  $\pm 0.2$

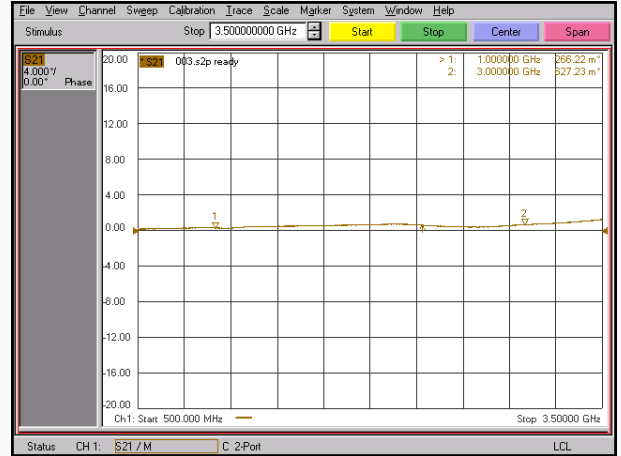


### Measurement

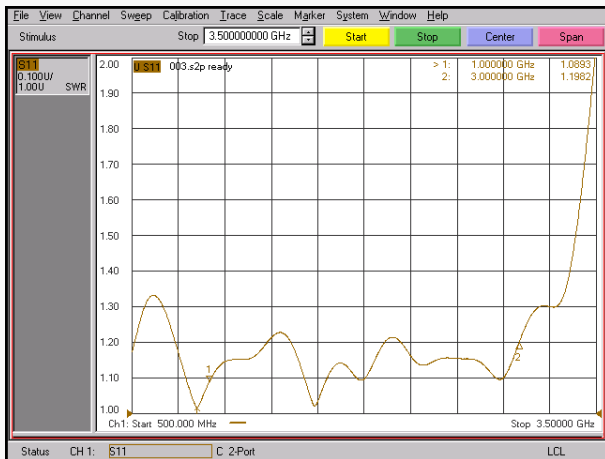
#### Insertion loss/Amplitude imbalance



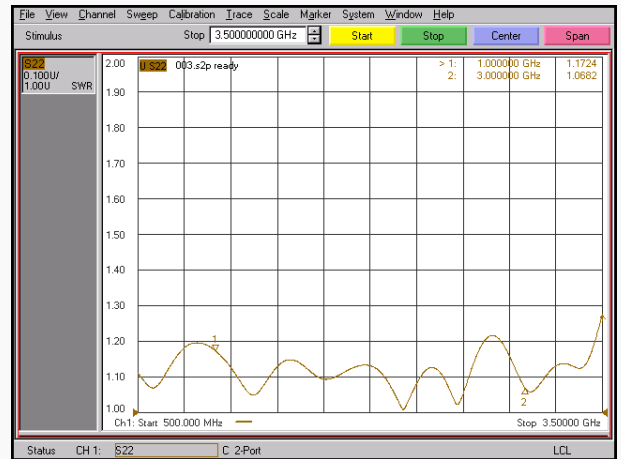
#### Phase Imbalance



#### Input VSWR



#### Output VSWR



#### Isolation

