

Withwave's Power Divider offer frequency range from 6 to 18 GHz and low insertion loss & VSWR. This divider (PD60180-3-SF) is capable of handing C.W power up to 30 Watt (Max.)

■ Features

- 3 Way Type
- SMA Connector (Female)
- Power Handling : 30 Watt

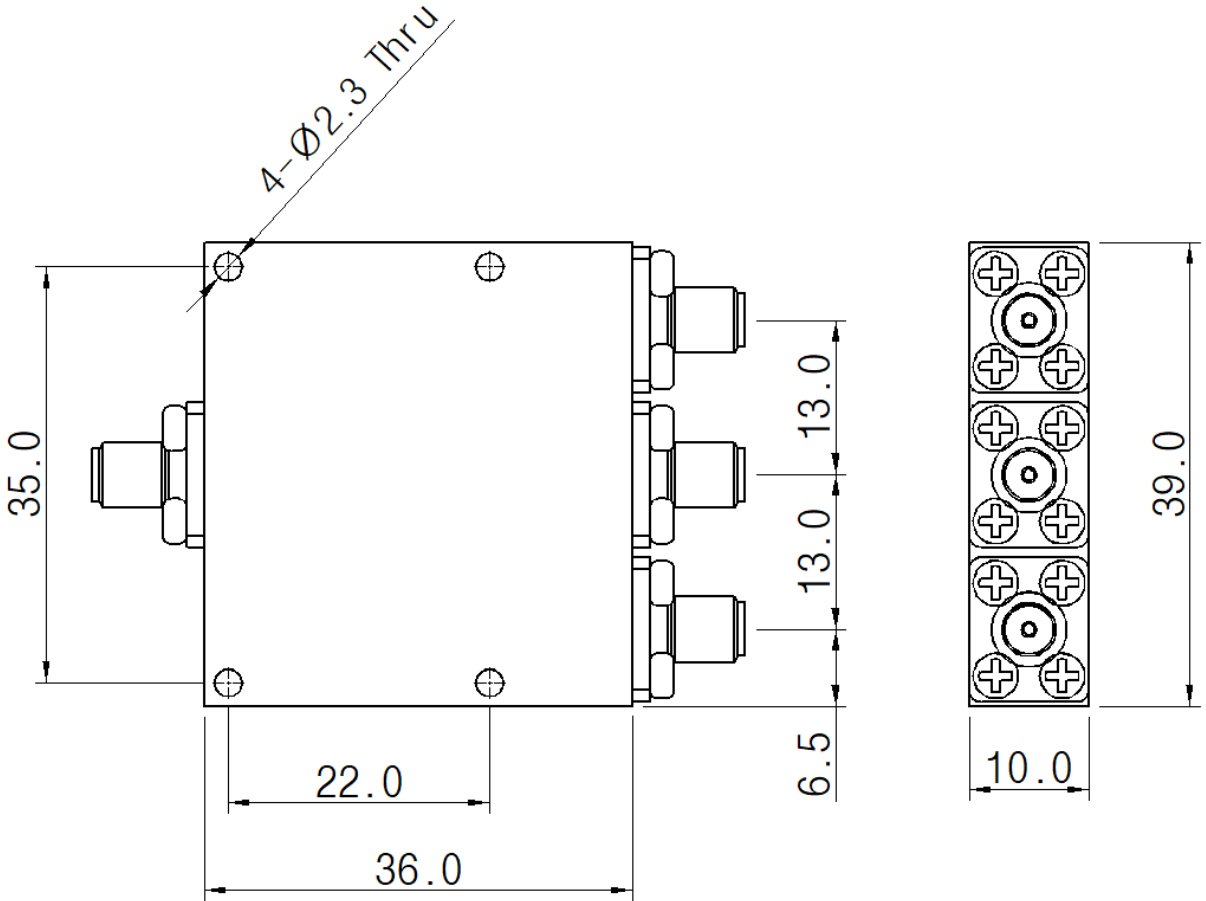


■ Specification

Scope	Specification	PD60180-3-SF
Electrical	Impedance	50 Ohm
	Freq. range	6 to 18 GHz
	Insertion Loss (Max.)	5.8 dB
	Isolation (Min.)	18 dB
	VSWR (Max.)	Input 1.5 Output 1.4
	Amplitude Imbalance	± 0.6 dB
	Phase Imbalance	± 6 degree
	Power Handling	30 W
Reverse Power	1 W	
Mechanical & Environmental	Port Connector	SMA (Female)
	Weight	50 g
	Material	Aluminum
	Finishing	Gray paint
	Operation Temperature	-40 °C to +85 °C

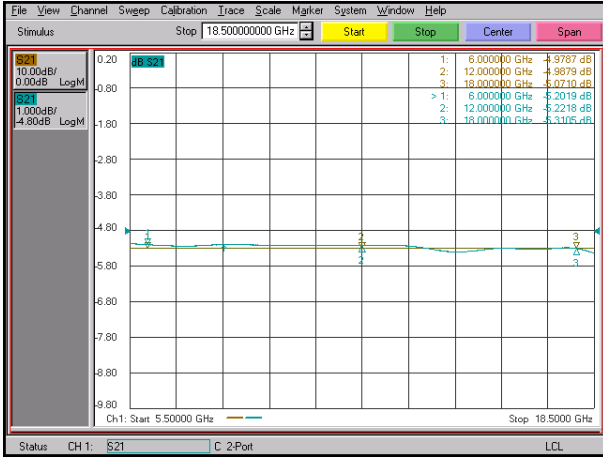
■ Drawing

Unit : mm
Outline Tolerances ± 0.5
Mounting Holes Tolerances ± 0.2

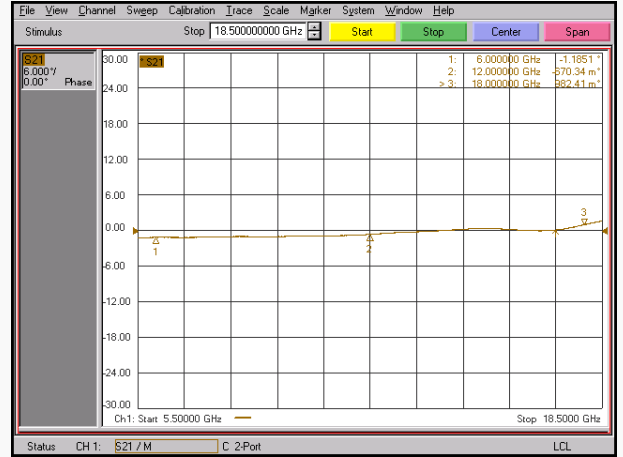


Measurement

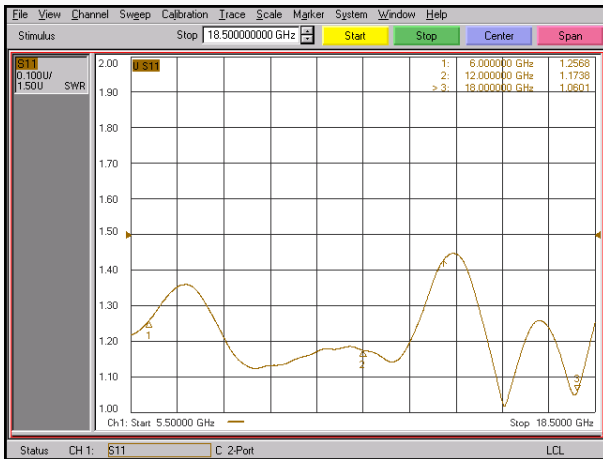
Insertion loss/Amplitude imbalance



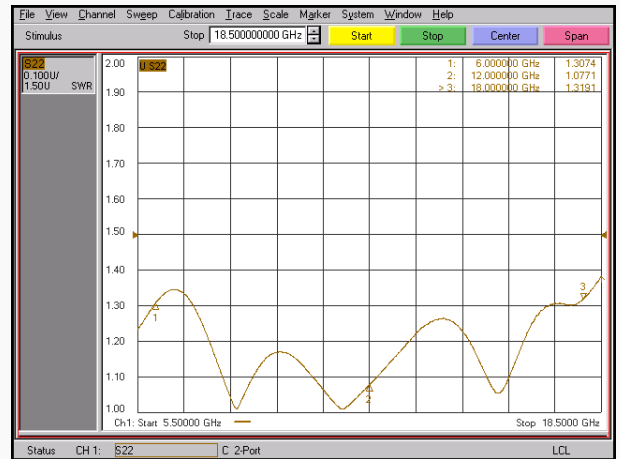
Phase Imbalance



Input VSWR



Output VSWR



Isolation

